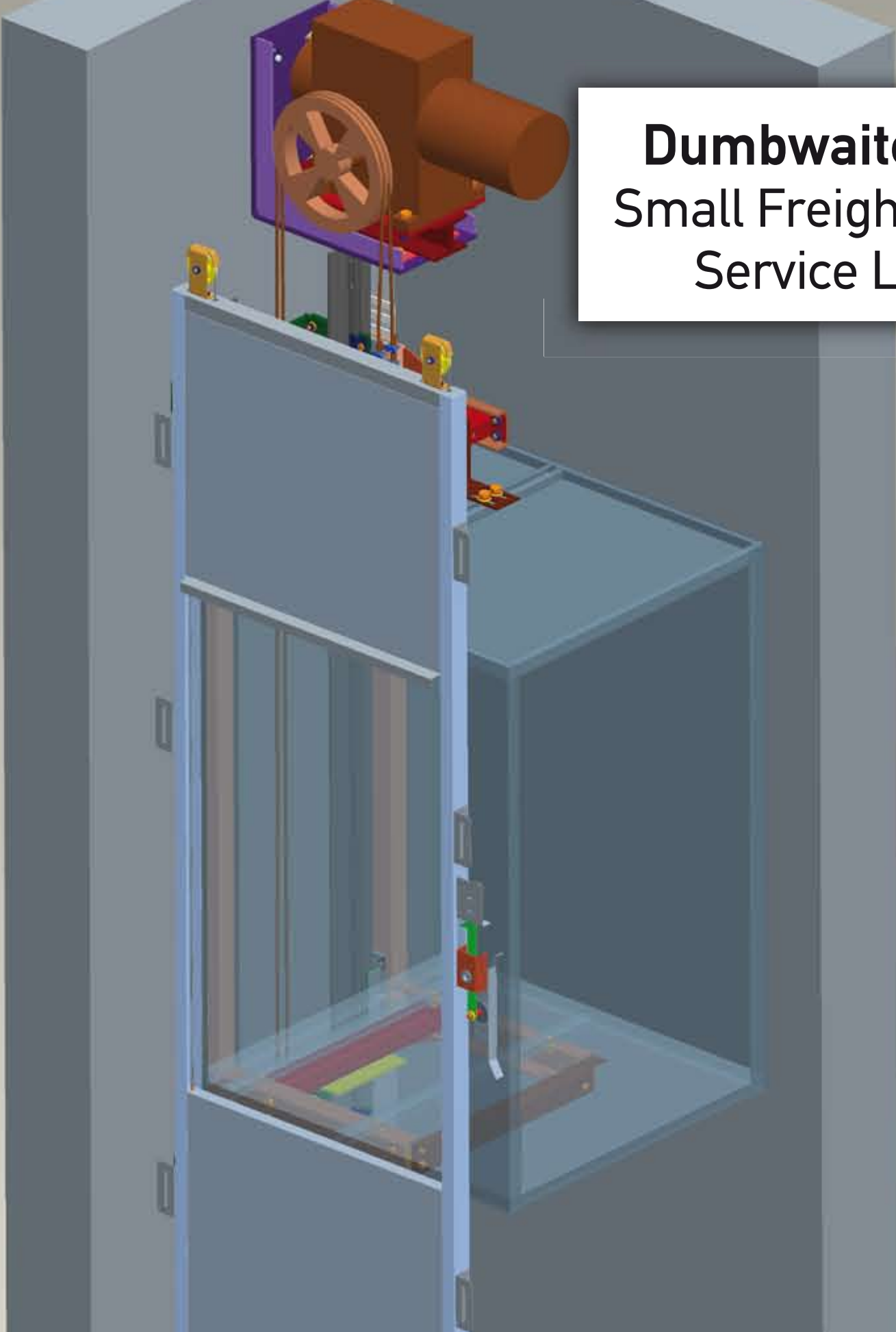


Dumbwaiter Small Freights Service Lift

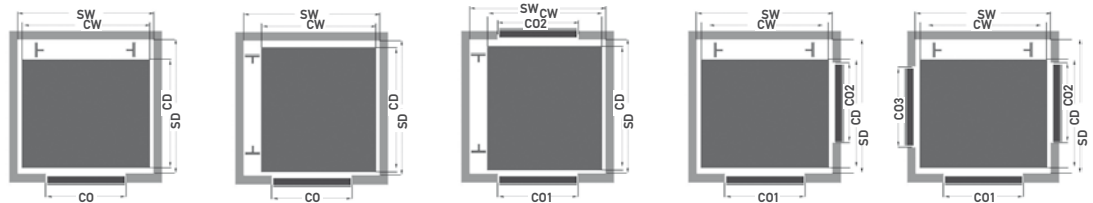
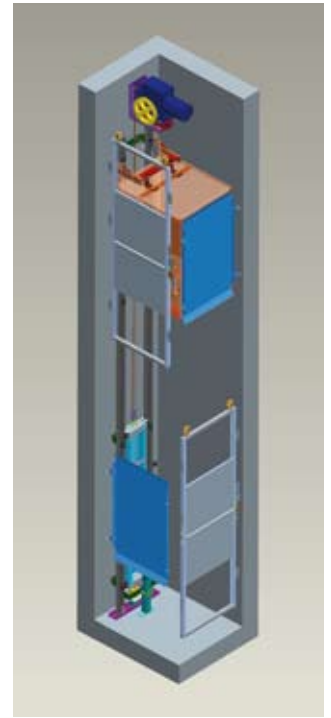


KLEEMANN Dumbwaiter, Small Freights Service Lift

KLEEMANN Dumbwaiter is a small freights traction MRL-Lift. It is the ideal partner for lifting lightweight goods / objects such as clothes, food, papers etc. for commercial or residential usage: offers convenience and style to restaurants, coffee shops, stores, warehouses, offices, hotels, houses, apartments etc. It complies with European legislation (EN 81.3) and it can also be supplied with «self supporting» steel structure frame if a concrete shaft is not available.

Features / Advantages

- Suspension 1:1 with compact design and fully automatic operation
- Maximum rated load up to 150kg (Up to 200kg as a special design)
- Maximum travel height up to 35m (max 8 landings)
- Maximum operating speed up to 0.37m/s (0.25 and 0.48 available with special order)
- Quick and easy space-saving installation
- Requires no separate space for machine room
- Can be supplied with «self supporting» steel structure
- Optional car doors
- Can be adjusted to the environment of the building
- Noiseless operation
- CE marking and complete certification according to EN 81.3
- Technical support and guarantee by KLEEMANN



	1 door		2 doors		3 doors
Doors	(bi-parting) vertical sliding				
SW: Shaft Width [mm] *	min 680	min 750	min 750	min 680	min 730
SD: Shaft Depth [mm] *	min 740	min 730	min 725	min 740	min 740
CW: Car Width [mm]	SW - 130 (min 550)	SW - 250 (min 500)	SW - 250 (min 500)	SW - 130 (min 550 - max 1000)	SW - 130 (min 600 - max 1000)
CD: Car Depth [mm]	SD - 240 (min 500 - max 1000)	SD - 130 (min 600 - max 1000)	SD - 125 (min 600 - max 1000)	SD - 240	SD - 240 (min 500 - max 1000)
CO: Car Opening [mm]	SW - 200	SW - 290	CO1= CO2= SW - 290	CO1= SW - 200 CO2= SW - 290	CO1= SW - 210 CO2= SW - 290 CO3= SW - 325
Motor [kW]	1.1				
Landings	Up to 8 (35 m maximum travel height)				
Safety devices	Landing doors locks (Optional: maintenance kit only for accessible shafts)				
Car	Maximum surface 1m ² , wall thickness 1.5mm, Stainless steel finishing. Maximum depth 1m, Optional doors				
Max vertical distance between brackets [mm]	1500				
Minimum Pit depth [mm]	700 (measured from the landing level, down to 600 as a special design)				
Minimum Headroom [mm]	1950 (measured from the landing level, for clear car height up to 1000mm)				

* For car without doors